


Westec®



FAST CHECK



GWconnect®



www.LDA.be - LDA@LDA.be

+32(0)2- 266 13 13

INSERTS / INSERTI			
Size	S-A Series / Serie 250 Volt 10 Amps	S-Q 0/5 Series / Serie 230/400 Volt 16 Amps	S-D Series / Serie 250 Volt 10 Amps
3A	Male 7203.6101.0 Female 7203.6001.0 Screw Terminal / A vite	Male 7605.5901.0 Female 7605.5801.0 Crimp Contacts / A crimpare	Male 7107.4101.0 Female 7107.4001.0 Crimp Contacts / A crimpare
	4 +PE Screw Terminal / A vite	5 +PE Crimp Contacts / A crimpare	7 +PE Crimp Contacts / A crimpare
	3 +PE Screw Terminal / A vite	8 Crimp Contacts / A crimpare	8 Crimp Contacts / A crimpare



thread / filettatura

Type	«Size»	Housing space for inserts with screw fixing centre distance X-Y (mm)
3A	«21 x 21»	21 x 21
10A	«49 x 16»	49,5 x 16
16A	«66 x 16»	66 x 16
32A	«66 x 40»	66 x 16 (2 inserts)
6B	«44 x 27»	44 x 27
10B	«57 x 27»	57 x 27
16B	«77 x 27»	77,5 x 27
24B	«104 x 27»	104 x 27
32B	«77 x 62»	77,5 x 27 (2 inserts)
48B	«104 x 62»	104 x 27 (2 inserts)
QD	«32 x 13»	32,2 x 13,4
Tipo	Grandezza custodie	Interassi di fissaggio

SINGLE LEVER HOODS & HOUSINGS / CUSTODIE MOBILI E FISSE CON CHIUSURA A LEVA SINGOLA								
Size	TOP Entry Ingr. VERTICALE	Side Entry Ingr. LATERALE	Coupler Accoppiatore	Bulkhead Mount Mont. ad INCASSO	Bulkhead Mount ANGLE Mont. ad INCASSO ANG.	SURFACE Mount Mont. a PARETE	COVER Male Insert COP. per inserti MASCHIO	COVER Female Insert COP. per inserti FEMMINA
3A	Male 7803.6226.0 Plastic M.20	Male 7803.6230.0 Plastic M.20	Male 7803.6232.0 Plastic M.20	Male 7803.6202.0 Plastic M.20	Male 7803.6204.0 Plastic M.20	Male 7803.6226.0 Plastic M.20	Male 7803.6604.0 Plastic M.20	Male 7803.6602.0 Plastic M.20

INSERTS / INSERTI			
Size	S-QD 8 Series / Serie 500 Volt 16 Amps	S-QD 17 Series / Serie 250 Volt 16 Amps	S-QD 4/2 Series / Serie 460/690 + 250 Volt 4 x 40 Amps + 2 x 10 Amps
32 x 13	Male 7808.5907.0 Female 7808.5807.0 Crimp Contacts / A crimpare	Male 7817.5911.0 Female 7817.5811.0 Crimp Contacts / A crimpare	Male 7806.5915.0 Female 7806.5815.0 Crimp Contacts / A crimpare
	8 +PE Crimp Contacts / A crimpare	17 +PE Crimp Contacts / A crimpare	4+2 +PE Crimp Contacts / A crimpare

SINGLE LEVER HOODS & HOUSINGS / CUSTODIE MOBILI E FISSE CON CHIUSURA A LEVA SINGOLA							
Size	TOP Entry Ingr. VERTICALE	SIDE Entry Ingr. LATERALE	COUPLER Accoppiatore	Bulkhead Mount Mont. ad INCASSO	Bulkhead Mount ANGLE Mont. ad INCASSO ANG.	COVER Male Insert COP. per inserti MASCHIO	COVER FEMALE Insert COP. per inserti FEMMINA with GASKET / con GUARNIZIONE
32 x 13	Male 7908.6645.1 Female 7908.6648.1 DIA cable mm: 8-14 / 11-18	Male 7908.6640.1 Female 7908.6643.1 DIA cable mm: 8-14 / 11-18	Male 7908.6667.1 Female 7908.6668.1 DIA cable mm: 8-14 / 11-18	Male 7908.6660.1 Female 7908.6664.1 DIA cable mm: 8-14 / 11-18	Male 7908.6666.1 Female 7908.6666.1 DIA cable mm: 8-14 / 11-18	Male 7908.6666.1 Female 7908.6666.1 DIA cable mm: 8-14 / 11-18	Male 7908.6665.1 Female 7908.6665.1 DIA cable mm: 8-14 / 11-18

Size	INSERTS / INSERTI				SINGLE LEVER HOODS & HOUSINGS / CUSTODIE MOBILI E FISSE CON CHIUSURA A LEVA SINGOLA						
	S-A Series / Serie 250 Volt 16 Amps		S-D Series / Serie 250 Volt 10 Amps		TOP Entry Ingr. VERTICALE	SIDE Entry Ingr. LATERALE	SURFACE Mounting Mont. a PARETE	SURF. Mounting with COVER Mont. a PARETE con COP.	BULKHEAD Mounting Mont. ad INCASSO	COVER COPERCHIO	Cov. + LEVER Cop. + LEVA
10A	Male	7210.4411.0	7210.4461.0	Male	7115.4106.0	M 20	7810.4550.0	M 20	7810.4501.0	M 20	7810.4511.0
	Female	7210.4401.0	7210.4451.0	Female	7115.4006.0	M 25	7810.4551.0	M 25	7810.4503.0	M 25	7810.4513.0
	10 +PE			15 +PE		M 20 HC	7810.4581.5	M 20 xZ	7810.4502.0	M 20 xZ	7810.4512.0
		Screw Terminal / A. vite			Crimp Contacts / A. connessioni		M 25 HC	7810.4582.5	M 25 xZ	7810.4504.0	M 25 xZ
16A	Male	7216.4412.0	7216.4462.0	Male	7125.4112.0	M 20	7816.4555.0	M 20	7816.4521.0	M 20	7816.4531.0
	Female	7216.4402.0	7216.4452.0	Female	7125.4012.0	M 25	7816.4556.0	M 25	7816.4523.0	M 25	7816.4533.0
	16 +PE			25 +PE		M 20 HC	7816.4586.5	M 20 xZ	7816.4522.0	M 20 xZ	7816.4532.0
		Screw Terminal / A. vite			Crimp Contacts / A. connessioni		M 25 HC	7816.4587.5	M 25 xZ	7816.4524.0	M 25
32A	Male	7216.4412.0 + .4413.0	7216.4462.0 + .4463.0	Male	2 x 7125.4112.0	M 20	7816.4555.0	M 20	7816.4521.0	M 20	7816.4531.0
	Female	7216.4402.0 + .4403.0	7216.4452.0 + .4453.0	Female	2 x 7125.4012.0	M 25	7816.4556.0	M 25	7816.4523.0	M 25	7816.4533.0
	32 +PE			50 +PE		M 20 HC	7816.4586.5	M 20 xZ	7816.4522.0	M 20 xZ	7816.4532.0
		Screw Terminal / A. vite			Crimp Contacts / A. connessioni		M 25 HC	7816.4587.5	M 25 xZ	7816.4524.0	M 25


Size	DOUBLE LEVER HOODS & HOUSINGS / CUSTODIE MOBILI E FISSE CON CHIUSURA A DOPPIA LEVA							
	TOP Entry Ingr. VERTICALE	SIDE Entry Ingr. LATERALE	SURFACE Mounting Mont. a PARETE	BULKHEAD Mounting Mont. ad INCASSO	REVERSED 4 Poles and COVER ROVESCATA a Pomi e COP.	REVERSED Top Entry ROVESCATA Ingr. VERTICALE	REVERSED Side Entry ROVESCATA Ingr. LATERALE	COVER COPERCHIO
10A								
16A								
32A	M 25	7832.4641.5	7832.4651.5	7832.4631.0	M 25 xZ	7832.4611.0	M 25 HC	7832.4665.5
	M 32	7832.4642.5	7832.4652.5	7832.4705.0	M 32 xZ	7832.4613.0	M 32 HC	7832.4666.5
	HC							
	HC							
32A	M 25	7832.4647.0	7832.4600.0	7832.4610.0	M 25	7832.4610.0		4 Poles 7832.4673.0
	M 32	7832.4602.0	7832.4602.0	7832.4612.0	M 32	7832.4612.0		2 Levers 7832.4672.0
	HC	7832.4651.5	7832.4601.0	7832.4611.0	M 25 xZ	7832.4611.0	M 25 HC	7832.4665.5
	HC	7832.4642.5	7832.4603.0	7832.4705.0	M 32	7832.4633.0	M 32 HC	7832.4666.5



Size	INSERTS / INSERTI										
	S-D Series / Serie	S-E Series / Serie	S-ES Series / Serie	S-EP Series / Serie	S-EE Series / Serie	S-HSB Series / Serie	S-K Series / Serie	S-K Series / Serie	S-K Series / Serie	S-K Series / Serie	
6B	250 Volt 10 Amps	500 Volt 16 Amps	500 Volt 16 Amps	500 Volt 16 Amps	500 Volt 16 Amps	500 Volt 16 Amps	500 Volt 16 Amps	500 Volt 16 Amps	830 Volt 35 Amps	830 Volt 80 Amps	830 / 500 Volt 80 + 16 Amps
10B	250 Volt 10 Amps	500 Volt 16 Amps	500 Volt 16 Amps	500 Volt 16 Amps	500 Volt 16 Amps	500 Volt 16 Amps	500 Volt 16 Amps	500 Volt 16 Amps	500 Volt 16 Amps	500 Volt 16 Amps	500 Volt 16 Amps
16B	250 Volt 10 Amps	500 Volt 16 Amps	500 Volt 16 Amps	500 Volt 16 Amps	500 Volt 16 Amps	500 Volt 16 Amps	500 Volt 16 Amps	500 Volt 16 Amps	500 Volt 16 Amps	500 Volt 16 Amps	500 Volt 16 Amps
24B	250 Volt 10 Amps	500 Volt 16 Amps	500 Volt 16 Amps	500 Volt 16 Amps	500 Volt 16 Amps	500 Volt 16 Amps	500 Volt 16 Amps	500 Volt 16 Amps	500 Volt 16 Amps	500 Volt 16 Amps	500 Volt 16 Amps
32B	250 Volt 10 Amps	500 Volt 16 Amps	500 Volt 16 Amps	500 Volt 16 Amps	500 Volt 16 Amps	500 Volt 16 Amps	500 Volt 16 Amps	500 Volt 16 Amps	500 Volt 16 Amps	500 Volt 16 Amps	500 Volt 16 Amps
48B	250 Volt 10 Amps	500 Volt 16 Amps	500 Volt 16 Amps	500 Volt 16 Amps	500 Volt 16 Amps	500 Volt 16 Amps	500 Volt 16 Amps	500 Volt 16 Amps	500 Volt 16 Amps	500 Volt 16 Amps	500 Volt 16 Amps

Abbreviations
Legenda

PE = Ground HC = High Construction With COVER Thread x2 = Double entry
 PE = TERRA HC = COSTRUZIONE ALTA Con COPERCHIO Filettatura x2 = DOPPIA entrata



Size	SINGLE LEVER HOODS & HOUSINGS / CUSTODIE MOBILI E FISSE CON CHIUSURA A LEVA SINGOLA										DOUBLE LEVER HOODS & HOUSINGS / CUSTODIE MOBILI E FISSE CON CHIUSURA A DOPPIA LEVA									
	TOP Entry Ingr. VERTICALE	SIDE Entry Ingr. LATERALE	SURFACE Mount Mont. a PARETE	SURF. Mount. w COVER Mont. a PARETE con COP.	Bulkhead Incasto	Coupler Accoppiatore	Cover Coperchio	TOP Entry Ingr. VERTICALE	SIDE Entry Ingr. LATERALE	SURFACE Mount Mont. a PARETE	Bulkhead Incasto	Cable-to-cable Da cavo a cavo	Cover Coperchio							
6B	M 20	7806.6553.0	7806.6551.0	M 20	7806.6381.0	M 20	7806.6562.0	1	7810.6819.0	M 20	7810.6570.0	M 20	7810.6598.0	2	7810.6809.0					
	M 25	7806.6554.0	7806.6552.0	M 20 x2	7806.6392.0	M 20	7810.7008.5	1	7810.6814.0	M 32	7810.6443.5	M 25	7810.7003.5	2	7810.6805.0					
	M 32	7806.6449.5	7806.6491.5	M 32 HC	7806.7265.0	M 32	7810.7009.5	2	7810.6815.0	M 40	7810.6444.5	M 32	7810.7004.5	4	7810.6806.0					
	M 40	7806.6450.5	7806.6492.5	M 32 x2 HC	7806.7267.0	M 40	7816.6820.0	1	7810.6816.0	M 40 x2 HC	7810.6445.5	M 40	7816.6457.5	2	7810.6807.0					
10B	M 32	7810.6556.0	7810.6555.0	M 20	7810.6353.0	M 25	7816.6865.0	1	7810.6817.0	M 40	7816.6446.5	M 32	7816.6488.5	2	7810.6808.0					
	M 40	7810.6451.5	7810.6493.5	M 20 x2	7810.6364.0	M 25	7816.6866.0	2	7810.6818.0	M 40	7816.6447.5	M 40	7816.6489.5	4	7810.6809.0					
	M 40	7810.6452.5	7810.6494.5	M 32 HC	7810.7274.0	M 32	7816.6867.0	1	7810.6819.0	M 40 x2 HC	7810.6448.5	M 40	7816.6490.5	2	7810.6810.0					
	M 40	7810.6453.5	7810.6495.5	M 32 x2 HC	7810.7276.0	M 40	7816.6868.0	2	7810.6820.0	M 40 x2 HC	7810.6449.5	M 40	7816.6491.5	4	7810.6811.0					
16B	M 25	7816.6558.0	7816.6557.0	M 25	7816.6355.0	M 25	7816.6869.0	1	7810.6821.0	M 40	7816.6450.5	M 40	7816.6492.5	2	7810.6812.0					
	M 32	7816.6547.0	7816.6549.0	M 25 x2	7816.6356.0	M 25	7816.6870.0	2	7810.6822.0	M 40	7816.6451.5	M 40	7816.6493.5	4	7810.6813.0					
	M 32	7816.6453.5	7816.6495.5	M 32 HC	7816.7284.0	M 32	7816.6871.0	1	7810.6823.0	M 40	7816.6452.5	M 40	7816.6494.5	2	7810.6814.0					
	M 40	7816.6454.5	7816.6496.5	M 32 x2 HC	7816.7285.0	M 40	7816.6872.0	2	7810.6824.0	M 40 x2 HC	7816.6453.5	M 40	7816.6495.5	4	7810.6815.0					
24B	M 25	7824.6560.0	7824.6559.0	M 25	7824.6367.0	M 32	7824.6584.0	1	7824.6821.0	M 40	7824.6454.5	M 40	7824.6496.5	2	7824.6811.0					
	M 32	7824.6455.5	7824.6497.5	M 25 x2	7824.6368.0	M 32	7824.6585.0	2	7824.6822.0	M 40	7824.6455.5	M 40	7824.6497.5	4	7824.6812.0					
	M 40	7824.6456.5	7824.6498.5	M 32 HC	7824.7292.0	M 40	7824.6586.0	1	7824.6823.0	M 40	7824.6456.5	M 40	7824.6498.5	2	7824.6813.0					
	M 40	7824.6457.5	7824.6499.5	M 32 x2 HC	7824.7293.0	M 40	7824.6587.0	2	7824.6824.0	M 40 x2 HC	7824.6457.5	M 40	7824.6499.5	4	7824.6814.0					
32B	M 40	7832.6562.5	7832.6561.5	M 40	7832.6369.0	M 40	7832.6588.5	1	7832.6825.0	M 40	7832.6458.5	M 40	7832.6500.5	2	7832.6815.0					
	M 40	7848.6566.5	7848.6565.5	M 50	7832.6390.0	M 40	7832.6589.0	2	7832.6826.0	M 40	7832.6459.5	M 40	7832.6501.5	4	7832.6816.0					
	M 40	7848.6567.5	7848.6566.5	M 32 x2	7848.7429.0	M 40	7832.6590.0	1	7832.6827.0	M 40	7832.6460.5	M 40	7832.6502.5	2	7832.6817.0					
	M 50	7848.6568.5	7848.6567.5	M 40 x2	7848.7430.0	M 40	7832.6591.0	2	7832.6828.0	M 40	7832.6461.5	M 40	7832.6503.5	4	7832.6818.0					

Abbreviations
Legenda

PE = Ground
 PE = TERRA

HC = High Construction
 HC = COSTRUZIONE ALTA

With COVER
 Con COPERCHIO

Thread x2 = Double entry
 Filettatura x2 = DOPPIA entrata



CONTACTS AND ACCESSORIES

CONTATTI ED ACCESSORI



Wire Filo	10 Amps Crimp Contacts CONTATTI a CRIMPARE 10A								16 Amps Crimp Contacts CONTATTI a CRIMPARE 16A				40 Amps Crimp Contacts CONTATTI a CRIMPARE 40A			
	Female / Femmina				Male / Maschio				Female / Femmina		Male / Maschio		Female / Femmina		Male / Maschio	
	mm ²	AWG	Silver plated	Gold plated	Silver plated	Gold plated	Silver plated	Gold plated	Silver plated	Gold plated	Silver plated	Gold plated	Silver plated	Gold plated	Silver plated	Gold plated
0.14-0.37	26-22	7100.4201.0	7100.4201.1	7100.4211.0	7100.4211.1	7300.6240.0	7300.6240.1	7300.6237.0	7300.6237.1							
0.5	20	7100.4202.0	7100.4202.1	7100.4212.0	7100.4212.1	7300.6241.0	7300.6241.1	7300.6246.0	7300.6246.1							
0.75	18	7100.4203.0	7100.4203.1	7100.4213.0	7100.4213.1	7300.6239.0	7300.6239.1	7300.6236.0	7300.6236.1							
1.0	17	7100.4204.0	7100.4204.1	7100.4214.0	7100.4214.1	7300.6242.0	7300.6242.1	7300.6247.0	7300.6247.1							
1.5	16	7100.4205.0	7100.4205.1	7100.4215.0	7100.4215.1	7300.6243.0	7300.6243.1	7300.6248.0	7300.6248.1	7600.5700.0	7600.5700.1	7600.5710.0	7600.5710.1			
2.5	14	7100.4206.0	7100.4206.1	7100.4216.0	7100.4216.1	7300.6244.0	7300.6244.1	7300.6249.0	7300.6249.1	7600.5701.0	7600.5701.1	7600.5711.0	7600.5711.1			
4.0	12					7300.6245.0	7300.6245.1	7300.6250.0	7300.6250.1	7600.5702.0	7600.5702.1	7600.5712.0	7600.5712.1			
6.0	10									7600.5703.0	7600.5703.1	7600.5713.0	7600.5713.1			



Wire Filo	10 Amps STAMPED Crimp Contacts for insert S-D, S-DD, S-Q, S-QD series Contatti STAMPATI a crimpare da 10 A per inserti serie S-D, S-DD, S-Q, S-QD									
	mm2	AWG	Packing / Reel	Female / Femmina			Male / Maschio			Gold plated
				Silver plated	Tin plated / Stagnati	Gold plated	Silver plated	Tin plated / Stagnati	Gold plated	
0.14-1.0	26-17	100 pcs	7100.4031.0	7100.4031.1	7100.4031.1	7100.4071.0	7100.4071.1	7100.4071.1	7100.4071.1	
0.14-1.0	26-17	400 pcs	7100.4032.0	7100.4032.2	7100.4032.1	7100.4072.0	7100.4072.2	7100.4072.1	7100.4072.1	
0.14-1.0	26-17	2000 pcs	7100.4033.0	7100.4033.2	7100.4033.1	7100.4073.0	7100.4073.2	7100.4073.1	7100.4073.1	
0.75-2.5	18-14	100 pcs	7100.4037.0	7100.4037.2	7100.4037.1	7100.4077.0	7100.4077.2	7100.4077.1	7100.4077.1	
0.75-2.5	18-14	400 pcs	7100.4038.0	7100.4038.2	7100.4038.1	7100.4078.0	7100.4078.2	7100.4078.1	7100.4078.1	
0.75-2.5	18-14	2000 pcs	7100.4039.0	7100.4039.2	7100.4039.1	7100.4079.0	7100.4079.2	7100.4079.1	7100.4079.1	

DIN rail Mounting Kits / Kit per montaggio a guida DIN		
for size 6B inserts / per inserti 6B		7006.7009.0
for size 10B inserts / per inserti 10B		7010.7009.0
for size 16B inserts / per inserti 16B		7016.7009.0
for size 24B inserts / per inserti 24B		7024.7009.0
Inserts removal tool / utensile estrattore		8500.7948.0



Crimping Contact Tools Utensili per contatti a crimpare		
Crimping tool / Pinza per crimpare		8500.7925.0
Crimping tool / Pinza per crimpare		8500.6251.0
Removal tool 10A contacts / Estrattore		8500.7940.0
Removal tool 16A contacts / Estrattore		8500.7945.0
Insertion tool 10A contacts for wire Ø 0.14-1.5 mm ² / Insertore		8500.7948.0



IP66 Cable Glands for RIBBON CABLE Pressacavi IP66 per Cavo Piatti		
Size	Ribbon Cable Dim. a x b (mm)	
10B	3.8-5.1 x 18-22	7000.7360.0
10B	3.8-5.1 x 27-32	7000.7361.0
16B	3.8-5.1 x 42-46	7000.7370.0
16B	3.8-5.1 x 48-53	7000.7371.0
24B	3.8-5.1 x 62-66	7000.7380.0
24B	4.5-5.7 x 72-76	7000.7381.0



IP66 Cable Glands with gasket Pressacavi IP66 con Guarnizione					IP66 Cable Glands w Nut & Gasket Pressacavi IP66 con Guarn. + dado					IP66 Cable Glands - 5 bar Pressacavi IP66 - 5 bar					
Type	Cab. Ø mm ²	Thr. File	Grey / Grigio		Type	Cab. Ø mm ²	Thr. File	Grey / Grigio		Type	Cab. Ø mm ²	Thread Filettatura			
			Light Grey chiaro	Grigio				Light Grey Grigio chiaro	Black / Nero				Black / Nero		
Plastic	3 - 6.5	Pg7	7000.7829.0	7000.7829.2	Plastic	3 - 6.5	Pg7	7000.7829.5	7000.7829.7	Metal	4 - 10	Pg11	7000.6825.0		
	4 - 8	Pg9	7000.7830.0	7000.7830.2		4 - 8	Pg9	7000.7830.5	7000.7830.7		7000.7830.6	5 - 12	Pg13.5	7000.6826.0	
	5 - 10	Pg11	7000.7831.0	7000.7831.2		5 - 10	Pg11	7000.7831.5	7000.7831.7		7000.7831.6	8 - 14	Pg16	7000.6827.0	
	6 - 11	Pg13.5	7000.7832.0	7000.7832.2		6 - 11	Pg13.5	7000.7832.5	7000.7832.7		7000.7832.6	11 - 18	Pg21	7000.6828.0	
	9 - 13	Pg16	7000.7833.0	7000.7833.2		9 - 13	Pg16	7000.7833.5	7000.7833.7		7000.7833.6	16 - 25	Pg29	7000.6829.0	
	13 - 18	Pg21	7000.7834.0	7000.7834.2		13 - 18	Pg21	7000.7834.5	7000.7834.7		7000.7834.6	19 - 36	Pg36	7000.6830.0	
	17.5 - 25	Pg29	7000.7835.0	7000.7835.2		17.5 - 25	Pg29	7000.7835.5	7000.7835.7		7000.7835.6	30 - 38	Pg42	7000.6897.0	
	22 - 32	Pg36	7000.7836.0	7000.7836.2		22 - 32	Pg36	7000.7836.5	7000.7836.7		7000.7836.6	4 - 10	M16	7000.6896.0	
	32 - 38	Pg42	7000.7837.0	7000.7837.2		32 - 38	Pg42	7000.7837.5	7000.7837.7		7000.7837.6	8 - 14	M20	7000.6831.0	
	37 - 44	Pg48	7000.7838.0	7000.7838.2		37 - 44	Pg48	7000.7838.5	7000.7838.7		7000.7838.6	11 - 18	M25	7000.6832.0	
	3 - 6.5	M12	7000.7821.0	7000.7821.2		3 - 6.5	M12	7000.7821.5	7000.7821.7		7000.7821.6	14 - 21	M32	7000.6833.0	
	4 - 8	M16	7000.7822.0	7000.7822.2		4 - 8	M16	7000.7822.5	7000.7822.7		7000.7822.6	19 - 28	M40	7000.6834.0	
	7 - 12	M20	7000.7823.0	7000.7823.2		7 - 12	M20	7000.7823.5	7000.7823.7		7000.7823.6	24 - 38	M50	7000.6835.0	
	11 - 18	M25	7000.7824.0	7000.7824.2		11 - 18	M25	7000.7824.5	7000.7824.7		7000.7824.6				
	12 - 21	M32	7000.7825.0	7000.7825.2		12 - 21	M32	7000.7825.5	7000.7825.7		7000.7825.6				
22 - 32	M40	7000.7826.0	7000.7826.2	22 - 32	M40	7000.7826.5	7000.7826.7	7000.7826.6							
30 - 38	M50	7000.7827.0	7000.7827.2	30 - 38	M50	7000.7827.5	7000.7827.7	7000.7827.6							
35 - 44	M63	7000.7828.0	7000.7828.2	35 - 44	M63	7000.7828.5	7000.7828.7	7000.7828.6							



Plugs w/Gasket Tappi con Guarnizione	
Thread Filettatura	
Pg7	7000.7783.0
Pg9	7000.7784.0
Pg11	7000.6980.0
Pg13.5	7000.6981.0
Pg16	7000.6982.0
Pg21	7000.6983.0
Pg29	7000.6984.0
Pg36	7000.6985.0
Pg42	7000.6986.0
Pg48	7000.7786.0
M12	7000.7780.0
M16	7000.7781.0
M20	7000.6975.0
M25	7000.6976.0
M32	7000.6977.0
M40	7000.6978.0
M50	7000.6979.0
M63	7000.7785.0

Pg to NPT Adapters Adattatori da Pg a NPT		
Thread Filettatura	NPT Thread	
Pg11	3/8"	7000.6928.0
Pg11	1/2"	7000.6929.0
Pg13.5	1/2"	7000.6930.0
Pg16	1/2"	7000.6931.0
Pg21	1/2"	7000.6932.0
Pg21	3/4"	7000.6933.0
Pg29	1"	7000.6934.0
Pg29	1 1/4"	7000.6935.0
Pg36	1 1/4"	7000.6936.0
Pg42	1 1/2"	7000.6937.0
M20	1/2"	7000.6942.0
M25	1/2"	7000.6943.0
M25	3/4"	7000.6944.0
M32	3/4"	7000.6945.0
M32	1"	7000.6946.0
M32	1 1/4"	7000.6947.0
M40	1 1/4"	7000.6948.0
M50	1 1/4"	7000.6949.0

IP66 Cable Glands Pressacavi IP66			
Type	Cab. Ø mm ²	Thread Filettatura	
Plastic	7 - 12	Pg11	7000.6837.0
	7 - 12	Pg11	7000.6841.0
	7 - 12	Pg13.5	7000.6842.0
Metal	7 - 14.5	Pg16	7000.6843.0
	9.5 - 18.5	Pg21	7000.6844.0
	17.5 - 26.5	Pg29	7000.6845.0
	23.5 - 32.5	Pg36	7000.6846.0
	29.5 - 38.5	Pg42	7000.6847.0
Plastic	3.5 - 12.5	M20	7000.6839.0
	3.5 - 12.5	M20	7000.6848.0
	7 - 12	M25	7000.6849.0
	15.5 - 24.5	M32	7000.6850.0
	22.5 - 31.5	M40	7000.6851.0
Metal	29.5 - 38.5	M50	7000.6852.0

Metal nuts Dadi metallici	
Thread Filettatura	
Pg7	7000.6965.0
Pg9	7000.6966.0
Pg11	7000.6957.0
Pg13.5	7000.6958.0
Pg16	7000.6959.0
Pg21	7000.6960.0
Pg29	7000.6961.0
Pg36	7000.6962.0
Pg42	7000.6963.0
Pg48	7000.6964.0
M12	7000.6950.0
M16	7000.6951.0
M20	7000.6952.0
M25	7000.6953.0
M32	7000.6954.0
M40	7000.6955.0
M50	7000.6956.0
M63	7000.6967.0



www.LDA.be - LDA@LDA.be

+32(0)2- 266 13 13

Westec®

ALUMINIUM DIECAST ENCLOSURES



**8000
SERIES**



**8100
SERIES**

EMC ENCLOSURES CUSTODIE EMC



IP68 ENCLOSURES CUSTODIE IP68




HARSH ENVIRONMENT ENCLOSURES CUSTODIE PER AMBIENTI AGGRESSIVI



INSERTS AND ENCLOSURES 830V



PUSH IN



INDUSTRIAL ETHERNET



MODULAR POWER AND DATA INTERFACES



DIN RAIL SUPPORT



MODULAR SYSTEM



IP66 AUTOMATIC COVER



www.LDA.be - LDA@LDA.be

+32(0)2- 266 13 13

Westtec®



We look forward to your application.



Hoge Buizen 53
1980 Epegem
Belgium

Tel. +32 (0)2-266 13 13
Mail: LDA@LDA.be

www.LDA.be